




Print Post Approved PP100004607

Volume 58 Number 8 August 2017

GREENHOOD

Newsletter of the Tasmanian Orchid Society Inc.



C. Dal's Paradise x Rosella Jewel E. Mulder Paph. gratrixianum J&B Smith
L. anceps 'Purple Globe' M. Smith C. Manoa 'Sunburst Susan' M. Smith

Greenhood Vol. 58 No. 8 August 2017 Diary Dates

August 21st. Regular monthly meeting at Legacy Hall Macquarie St

Feature :- David Hobbo on species and how to mount them

Floral Art :- "Celebrate Spring"

Sept. 4th. **Committee Meeting** 7.30pm. Village Centre Piper's Rd. Geilston Bay.

Sept. 18th. Regular monthly meeting at Legacy Hall Macquarie St

Feature :- Preparation for Spring Show

Floral Art :- Practise Something for the Show Schedule

Sept. 21st. – Sept. 24th. Tasmanian Orchid Society Spring Show

Sept. 29th. – Oct. 1st. The Devonport Orchid Society Inc. will be hosting The 21st Tasmanian Conference and Show on the 29th, 30th of September, 1st of October 2017.

Oct. 2nd. **Committee Meeting** 7.30pm. Village Centre Piper's Rd. Geilston Bay.

Oct. 16th. Regular monthly meeting at Legacy Hall Macquarie St

Feature :- Guest Speaker Ray Clements

Floral Art :- Use Cyms in this one

Nov. 6th. **Committee Meeting** 7.30pm. Village Centre Piper's Rd. Geilston Bay.

Nov. 20th. Regular monthly meeting at Legacy Hall Macquarie St

Feature :-

Floral Art :- Free Choice. Show us what you can do.

Dec. 11th. Regular monthly meeting at Legacy Hall Macquarie St

Feature :- Xmas. Let's Party

Floral Art :- Make a Gift for Santa

Disclaimer

The Tasmanian Orchid Society Inc. disclaims all liability against any loss or damage, which may be attributed to the use of any article or material mentioned in Greenhood. Contributions express the views and opinions of the contributor and are not necessarily those of the Tasmanian Orchid Society.

Permission is given to reprint articles from this newsletter subject to their source being acknowledged. Contributions to this newsletter are welcome.

The deadline for all articles is the Friday, ten days prior to the monthly meeting. **No Exceptions.**

President's August Report.

Thank you to Ian Woodgate for his presentation on Soft Cane Dens. On a popularity scale that rates up with the top, judging from the questions asked from our members.

Our September Show is now just approximately 4 weeks from when you read this article. Our show is the opportunity as a combined united group of growers of quality orchids to show to the public what can be achieved with our challenging climate. In the month of July in my Cambridge area we experienced 15 frosts days in July and Tasmania is classified as a temperate climate.

This year Tony Kendrick and Wayne Dawes may not be exhibiting displays at our show so we really need our other members to enter a bigger display or our newer members to display their orchids. Even consider a joint display stand with a fellow member. Peter and Helen Jackson are our head judges this year and they have advised us this will be their last year for judging at our show. We have greatly appreciated their judging expertise and thank them for their many years of dedication.

Our committee encourage persons who are non-members of our Orchid Society to display their orchid plants on our community stands - so please spread the word of encouragement to your friends to participate in our show.

Shirley Jackson will allocate roster duties. Please donate extra times if you can - it will be greatly appreciated. Write down and remember the times you are rostered on.

Our champion prize winners will be announced and recognised to the general public at approximately 2.30pm on Sunday just prior to the raffle draw. This is to openly recognise our champion winners alongside their plants.

Our Show finishes at 3.00pm on the Sunday.

Peter Willson

Sunday Get Togethers:

August: Geoff Curry to lead a native orchid walk

September: due to show no Get together

October: Shirley Jackson, orchid house visit

November: Christmas at Elaine Mulder's Penna

Orchid Seedling Competition

Two seedling competitions are current:-

- 1. Australian native Dendrobium**
- 2. Bct. Little Mermaid.**

Reminder

Members are reminded that before any plants can be tabled at Monthly Meetings or Shows, they must have been owned by the exhibitor for a minimum of six months. To qualify for a Cultural Award the plant must have been owned for a minimum of two years.

INCORRECT SPELLING OF ORCHID NAMES

Jim is concerned that we are not writing the correct names of our orchids down when benching them at meetings. I will put my hand up and admit to this. Jim takes a lot of time correcting these names. If you have won a place at the meetings please check the spelling in the next newsletter and make appropriate corrections.

Shirley

Spring Show Preparations.

Spring show preparations are well on the way. In the past show themes have been used. It was agreed at our last committee meeting to have 'Our 70th Birthday' as a theme this year. Please try to incorporate this when preparing your stand.

You will find a show assistance form on this newsletter wrapper. Please consider donating your time to help out. There will be something for everyone to do. Newcomers are always rostered on with experienced members to show them the ropes. If you can donate your time it will help me a great deal if you can bring the form in at the August meeting. If you are not attending the meeting phone me on 62734300 or email secretary@tos.org.au.

Also on the newsletter wrapper there is a request for members to donate towards prizes at the show. This helps the society with finances and also gives the members an opportunity to have prizes named after them.

To have a successful show we need people to put in a display. This is scary for first timers but you are only a first timer once. It is amazing how few orchids are needed to fill up a one meter square display. Jan is going to do a demonstration at the September meeting on how to set up a display. I am happy also to answer any questions you have.

Advertising posters will be available at the meeting. There will be A4 posters to place in community places such as libraries and shops. I have also made up smaller flyers to be handed out as well as signs for the back of car windows. If you are not attending the meeting but still can help out with putting this advertising in the community please contact me.

Orchids sold at the show require to be recorded on a Plant sales schedule form. I will bring a supply of these into the meeting. Jan will show you how to record your sales and identify them on the pots.

We also require helpers to set up on the Wednesday. This could be helping to set up the hall or helping individuals who are carting orchids and displays about.

Participation in floral art classes has not been strong for a while now. It was decided at the last committee meeting to observe participation this year and if it is still weak floral art may be taken out of the show. If you would like floral art to continue please show it by putting in entries.

All we need now is for our orchids to flower on time for us.

Shirley Jackson

AUGUST NOTICES AND WHAT'S ON

August General Meeting: Our guest speaker for August is David Hobba an orchid grower from Montrose. David is a member of our society but we see very little of him because of other commitments which he has. David has had considerable success with growing natives on mounts. He will share this passion with us, also is a regular contributor to our face book site.

The Sunday Get Together for July was an experiment of holding mini workshops which worked out very well. We had 20 people come along to Legacy Hall. Thank you to everyone who came along earlier and helped with the set, as well as to those who bought along orchids and lead discussions.

The get together on Sunday 27th August will be lead by Geoff Curry, the AOC Conservation Director. Geoff will lead an orchid walk around the Cape Deslacs Nature Reserve to show the native orchids in flower. The walk will be conducted on gently sloping bush tracks and trails so suitable for everybody with reasonable mobility. Please wear long trousers, long sleeve shirt and covered shoes or boots suitable for walking on unformed tracks. Bring a water bottle, your camera, hat and coat depending on the weather.

We will meet at Geoff's house, 32 Currajong Street Mornington at 1.00pm to carpool before heading to Cape Deslacs. We are expecting to be back at Geoff's between 3.00 and 4.00pm for afternoon tea, so please bring a plate to share, tea and coffee supplied.

For further information contact Geoff 03 62445822, leave a message if no answer or Shirley 03 62734300 or secretary@tos.org.au.

Devonport Conference is on the 29th of September to the 1st of October. Devonport have put together an excellent line up of guess speakers some we would normally not have an opportunity to hear in Tasmania. Information is in our last two newsletters.

Spring Show Rosters

Come September there are two certainties, one is Melbourne supporters muttering that there is always next year and me putting together our monster spring show roster.

We need people on the **raffle table: stewards** walking around keeping an eye on the displays and either answering questions from the public or sending them off in the right direction to find answers: **plant sellers** who also check in plants for sale: and either people working the **cash register** or supporting them by packing bags. When I do the rosters I try to give everyone a go at most of these areas. There is always an experienced person put on with newcomers.

I find working on all areas, except for the cash register, enjoyable. The cash register for me has a mind of its own, but we may need more people who can master it and give our regulars a bit of time off.

Please if you can give some time please fill out the form in this newsletter so I can have plenty of time to work it out. Volunteering at the spring show gives us orchid growers time to spend with like minded people and talk endlessly about the important things in life. **Shirley Jackson**

\$10.00 donation to the show prizes

To help with the Spring Show cost our members are asked to donate \$10.00 towards the prizes at the show. In return you get a prize named after you for this show. The more \$10.00s you donate the more prizes are named after you. No pressure is put on you to donate but it is a way to be a part of the show.

Show Matters The Sale Table

Everyone is now getting well indoctrinated in how to present plants for display in the Spring Show and the same applies to the sale table as well.

Our society is desperate for new members and a major way of getting people interested is for them to buy orchids at the show and join the society to get more information on caring for them. The quickest way to lose new members is to sell them plants, which are in poor condition, badly presented, diseased or unsuited to the buyer's conditions. Nothing is so disheartening as the belief you have been sold a lemon so regard the plant stall as not as a chance to make a quick buck but as a way of enticing new members to the society.

The following is a good guideline to follow.

If using second hand pots, make sure that no nursery labels are left on the pot. You are selling the plant, not the nursery so remove any nursery labels.

Don't present recently potted or poorly rooted plants. Remember the lift test; if you can't lift the plant by the leaves without it coming out of the pot; it is not good enough. Such plants will be rejected.

You want to sell your plants, take a leaf out of the car salesman's book. Clean up and present your plants as if for the show bench. Have you ever seen a secondhand car salesman present a scruffy or dirty vehicle? If

Don't overprice your plants. Set your prices in whole dollars. Pricing in dollars and cents creates real problems for the sales table regarding change. The minimum price allowed is \$4.00 and the society charges 20% commission on all sales. A well-presented reasonably priced plant is a good advert for the society.

If the orchid requires glasshouse or hothouse conditions then clearly state so on the label. Also indicate if not a suitable plant for beginners.

Don't use the sale table as a dumping ground for rubbish. Avoid undersized plants that are years from flowering.

In filling in the sales sheets, make sure the numbers and prices on the sales sheets match the numbers and prices on the plants. Sales sheets must be numbered consecutively., one plant per line. Duplicate or incorrect numbering will result in plants being rejected.

Sale sheets will be available at the September meeting and from the sale area during the show.

Clearly label the plants with their name, flower colour, price and your initials.

Plants must be delivered to the small room to the right at the top of the stairway as indicated by direction signs for checking. They **must not** be delivered directly to the sale area.

No 1	(Plant No.)	LBJ	(Your Initials)
Cym. lowianum	(Plant name)		
Green	(Flower colour)	\$10.00	(Price)

Sample Label

Don't risk having your plants rejected for the sale table!!


Plants may be rejected for the following reasons:-

- 1. Suspected of being diseased.**
- 2. Recently potted or loose in pot.**
- 3. Pot carries a commercial nursery label**
- 4. Plants excessively priced**
- 5. Labels not properly attached or incorrectly filled in. Self adhesive labels often do not attach properly. If using such labels, use two of them back to back with the leaf sandwiched between them.**
- 6. Note any plants presold privately will be charged the full commission.**

TRESSLE TABLES

The society is selling trestle tables which were used at the spring show and now are no longer required. They are solid timber approx 2.4 meters x 600. A bargain at \$30 each.

Contact John Shipley on 047257467



Eco Tours Tasmania

Eco Tours Tasmania will run a day tour from Hobart to Launceston Orchid Society Spring Show on Saturday 16th September for people who wish to attend the Show. The Tour will leave Hobart at 8.00am Saturday morning and return late in the afternoon. Pick up from Eastern Shore, CBD and Northern Suburbs. Cost of the tour \$50, does not include entry to the Orchid Show.

Devonport Orchid Society will hold their annual Spring Show and State Orchid Conference in September. Eco Tours Tasmania will run a day tour leaving Hobart on Saturday September 30th for people who wish to attend the Orchid Show but not the Conference. The Tour will leave Hobart early Saturday morning and return late in the afternoon. Pick up from Eastern Shore, CBD and Northern Suburbs. Cost of the tour \$60 per person, does not include entry to the Orchid Show.

Contact Geoff Curry on 0407636014 or ecotourstasmania@gmail.com to make a booking.

AusGro Bark Order

Aus.gro bark order is being made. Please put your order on the sheet at the next meeting or ring Jan 62435802

Not sure of cost at the moment.

Tree Fern Mulch

The crew at Ferns of Tasmania are proud to introduce to the market tree fern mulch

\$8 a bag (approx 40 to 50 lt) or \$80 a load (over a m3)

This is the best possible, long lasting mulch you could ever put on your garden. Packed down 6x4 trailer.

Can deliver.

Cymbidium Culture with Ann Orkid



Cym. Sarah Jean 'Peach'

The early flowering cymbidiums are now putting on their display and we can see an end to those long cold days. It is almost too late to train your spikes but you can try to improve any bad traits but DO THIS IN THE

WARMTH OF THE DAY. You may not completely straighten spikes or uplift that bud but it is worth a try. I often place small pieces of polystyrene between buds to space them out a little around the stem. This should be done when the flowers are still at bud stage before they open and set.


We can get a bit of wind at this time of the year and many a time I have come home to find the pot and spikes have rolled over and over and over! The markings don't really enhance the flowers! Also noticed a few aphids about and their puncture marks certainly spoil blooms.

Talking of markings, it is a good idea to shade those greens, pinks and whites to keep the colours looking clean and clear. Too much sun will cause a dark streaks or a muddy colour, particularly on the sepals that enclose the petals and labellum when in bud. At the same time good light will enhance yellow, gold and red coloured cymbidiums.

It is probably a good time to check the moisture level of your pots and maybe start more regular watering. Still a little dependent on temperature and weather as to when you do this. Leave off fertilizing until next month as the day temperatures need to be reaching about 18 degrees C. for active growth to commence. This is when regular fertilizing should begin as the roots can now absorb the nutrients.

Cymbidiums that did not flower or those real early flowering plants that have finished and in need of repotting - then go to it. Also a good time to pot up those struck back bulbs. Remember to go only one or two sizes larger with new pot.

Sarcochilus



Sarcochilus Velvet Dawn

It has been a mild and windy winter. The winds have abated in the last few weeks, but they have certainly done some damage with growers using semi-exposed growing environments. We have not had a frost yet, but the last week in July and the first two weeks in August are the coldest weeks of the year, so it is not over. We often speak of averages, but Australia is not like that. There are wet years and dry years and we know when a pattern starts that it will go on for a while.

If it stays wet until the middle of August we can expect a good spring. If it is dry in August, then it will stay that way in spring and summer. Cold weather in late April and early May is a sure sign of a cold winter. Those two months were not cold this year and we have had a good winter. This is fine for sarcochilus, which grow slowly year round and my plants have put on some growth, be it ever so slight. The conclusion is that it should be a good year for sarcochilus and orchids in general if the winds keep down.

I kept a close eye on the same three plants again this winter and they definitely grew, but slowly. Keep fertilising, but only lightly, to sustain the growth and build up a good store of nutrients in the plants for faster growth later in the year. Snails are the main problem at the moment. Snail damage is with us for years, because that is how long sarcochilus retain their leaves. Some prefer the blue snail killer, but it does not look good and the old green is totally effective if used regularly.

Keep an eye on watering. Some potting mixes hold much more water than others, which is why I do not like coconut chips. They do use coconut chips on the mainland, but their day temperatures, particularly in winter, are higher than ours and they dry out faster. I use a very open mix that drains quickly and holds little water, then fertilising is not a problem in winter. I use a potting mix of expanded clay and Fernmania in a 1:1 ratio. It does not break down much and result in a glug with very little pore space. Do not let Fernmania dry out completely as it, like sphagnum moss, is hard to wet again and Fernmania may develop a water repellent skin. Sarcochilus are epiphytes or lithophytes with their roots close to air and light. In summary, the best sarcochilus potting mix has lots of air spaces, low water retention and does not break down rapidly. You can water and fertilise regularly and they don't sit there soggy in winter.

Clear plastic pots are good, because they let light in and at least some, if not all, sarcochilus have photosynthetic roots. I still use black mesh pots that let light in through the holes and they let air in also. You can get clear plastic mesh pots on ebay, but they are expensive and do not come in a very big range of sizes.

Barry Davidson

Pleiones

August is here already and mature bulbs of this genus are showing active growth with flower and leaf growth being apparent. Although a bit late, it's still possible to repot those pots that need to be done - but care is required as the tiny spider-eye looking blobs of the newly forming root system at the base of the bulbs are easily damaged. Once they are damaged they do not survive.

I have found that Pleione do better in deeper pots. Start with a handful of coarse scoria in the bottom, another handful of bark mix from the older mix (with the fines sieved out), followed with the fresh bark mix until

the pot is almost full. A thin layer of finer mix is finally added which will help to nestle the bulbs into place.

The fresh mix is made up of: 7 parts of pine bark, 1 part coarse quartz sand, 1 part of fernmania. Added nutrients in the form of dolomite, gypsum, calcium nitrate and boron also go into the mix at a proportioned rate.

The bulbs are prepared by removing any old spent bulbs and trimming the dead roots back to about 15mm. They are then dipped into a solution of neem oil and water (10ml to 5litres). Allow to dry on kitchen paper towel. Remember that when handling neem oil to use gloves as it is quite potent.

The bulbs are nestled into the finer mix, spacing each about 10mm apart until the pot is full. Cover the bulbs with the general mix to half their depth. Finally cover the mix with a light topping of quartz gravel to help keep the bulbs in place until the roots grow down. Do not water at this stage; a just-moist-mix is all that is required.

Remember Pleione are cool growing and are shade loving plants and will do well under a shady tree or under shade cloth. I use the terracotta shade cloth as it is the closest to red in the colour spectrum of white light. Blue is also next to the red. Studies have shown that for longer growth, as in long stem roses, red is best; and for vegetables, blue gives compact growth. In the wave form of white light, blue and red are at the top and green is on the bottom so I'm asking myself, why do they make green shade cloth? Well I guess it serves as a purpose!

Vic Dawes Chigwell

Did You Know ? with Ann Orkid

...that the Anglican church at Kota Kinabalu in Sabah has stained glass windows depicting Aranda orchids

June Meeting Results Judges' Vote 1st Division

Cym Hybrid > 90mm	1 st No entry	
Cym Hybrid < 90mm	1 st . Sleeping Do ll x Katydid	M&W Dawes
	2 nd . No Entry	
Cattleya & Allied	1 st C. Mini Purple	M. Smith
	2 nd L. anceps 'Purple Globe'	M. Smith

Oncidium Etc.	1 st Onc. Flomar x Castro	M. Smith
	2 nd Onc. ornithorhynchum	M. Smith
Gomesa	1 st Oncidesa Sweet Sugar	M. Smith
	2 nd . No Entry	
Masdevallia & Allied	1 st Masd. macrura	J&B Smith
	2 nd Dracula sodiroi	J&B Smith
Other Species	1 st Epi. porpax var. Majus	B. Woodward
	2 nd . Paph. gratixianum	J&B Smith
Other Hybrids	1 st Den. fulginosa x teretifolium	J&B Smith
	2 nd Paph. Unknown	J&B Smith
Sarcochilus	1 st Sarco. Soft Touch	J&B Smith
	2 nd . No Entry	
Australian Tuberous	1 st No Entry	
Australian Native	1 st Den Amphion Veil	M&W Dawes
	2 nd . Den. Australian Ginger	M. Smith
Best Species Orchid	Masd. macrura	J&B Smith
Best Hybrid Orchid	Den. fulginosa x teretifolium	J&B Smith
Best Orchid	Den. fulginosa x teretifolium	J&B Smith

Orchid of the month

Epi. porpax var. Majus

B. Woodward

Judges Vote 2nd Division

Cym Hybrid > 90mm	1 st No entry	
Cym Hybrid < 90mm	1 st Land of Smiles	N. Doyle
	2 nd . No Entry	
Cattleya & Allied	1 st L. anceps 'Fluoro Flash'	J&T Dicker
	2 nd . C. Mishima x Rlc. Blumen Insel	J&T Dicker
Oncidium Etc.	1 st Onc. Red Master x Pesky Trance	D&V Cleaver
	2 nd . Brassosteale Aztec 'Toni'	N. Doyle
Gomesa	1 st No Entry	
Masdevallia & Allied	1 st Masd. Gold Pinch 'Beenak'	D&V Cleaver
	2 nd Masd. ignea 'Orange Fantasy'	N. Doyle
Other Species	1 st Cym. traceyanum	N. Doyle
	2 nd Coel. mooreana 'Brockhurst'	J&T Dicker
Other Hybrids	1 st Paph. Lanthianum	J. Sharman
	2 nd . No Entry	
Sarcochilus	1 st No Entry	
Australian Tuberous	1 st Corybas diemenicus	G&S Hill
	2 nd . No Entry	
Australian Native	1 st Liparis swenssonii	S. Johnson

	2 nd . No Entry	
Best Species Orchid	Masd. ignea 'Orange Fantasy'	N. Doyle
Best Hybrid Orchid	Onc. Red Master x Pesky Trance	D&V Cleaver
Best Orchid	Onc. Red Master x Pesky Trance	D&V Cleaver

Orchid of the month

Odm. uro-skinneri x Aspersum 'Hot Spots' D&V Cleaver

House Plants	1 st . Succulent	V. Cleaver
	2 nd . No Entry	
Floral Arrangement	1 st . 'Arrangement Without Flowers'	V. Cleaver
	2 nd . 'Arrangement Without Flowers'	W. Glidden

Popular Vote

First Division

1 st	C. Manoa 'Sunburst Susan'	M. Smith
2 nd	Oncsa. Sweet Sugar	M. Smith
3 rd	Onc. ornthorhynchum	M. Smith

Second Division

1 st	Paph. Lanthamianum	J. Sharman
2 nd	C. Dal's Paradise x Rosella Jewel	E. Mulder
3 rd	Onc. Heaven Scent 'Redolence'	W. Glidden

House Plants

1 st .	Succulent	V. Cleaver
2 nd .	No Entry	

Floral Arrangement

1 st .	'Arrangement Without Flowers'	V. Cleaver
2 nd .	'Arrangement Without Flowers'	W. Glidden

T.O.S. Orchid Compost

TOS Orchid Compost is available at \$15 for members, \$20 for non-members.

Contacts:- Peter Willson - CAMBRIDGE - Phone 6248 4375

Tasmanian Orchid Society Office Bearers 2017

President	Mr. P Willson Ph. 6248 4375
Vice President	Mr. G. Hill
Secretary	Shirley Jackson Ph. 62734300 E-mail secretary@tos.org.au
Treasurer	Mrs. J Dicker GPO Box 467, Hobart 7001 Ph. 6243 5802
Judging Registrar	Mr. J. Smith
Public Officer	Shirley Jackson
Publicity Officer	Shirley Jackson
Web Manager	Michael Jaschenko
Editor	Mr. M White 6/319 Macquarie St. South Hobart 7004 Ph. 6221 5306 E-Mail mgwhite.tas@gmail.com
Committee	Messrs Jim Smith, John Shipley, Trevor Dicker , Vicki Cleaver, Peter Manchester and Ian Crocker

The Tasmanian Orchid Society was first formed in 1947 under the name of The Hobart Orchid Club when a handful of enthusiasts got together to discuss the growing of Orchids. Their first show was held in conjunction with the Hobart Horticultural Society in 1948 and about six years later as more folk became interested the name was changed to The Tasmanian Orchid Society. The number of members varies between 110 and 150.

The Society is not a money making organization but with rising costs and rentals of late, it has been necessary to have a surplus on hand to meet these needs but that has not prevented the giving of donations to charitable organizations.

This Society is a member of the Australian Orchid Council.

The Society meets regularly on the third Monday of every month (December excepted) at Legacy Hall, 159 Macquarie Street, Hobart, commencing at 7.30pm.

Membership is \$25.00 per annum for families, \$20.00 for individuals. Subscriptions are due in January each year but new members who joined at the Spring Show or later in the year are covered for the following calendar year.

Greenhood can be accessed on the internet at <http://www.tos.org.au/> where there are photos of many of the orchids tabled at meetings.

Visitors are always welcome.

**TASMANIAN ORCHID SOCIETY Inc
2017 Spring Show 21 - 24 Sept.**

CHAMPIONSHIP PRIZES

**Grand Champion – Any Orchid
Reserve Champion – Any Orchid
Champion Cymbidium Hybrid
Champion Miniature Cymbidium
Champion Australian Native Orchid Species
Champion Australian Native Hybrid
Champion Hybrid – other
Champion Species – other
Champion Novice Orchid Species or Hybrid
Champion Display
Champion Floral Art**

SPECIAL PRIZES

**Best Cultured Orchid
Most Pre-eminent Entry in Any Class
Best Golden Orchid**

DISPLAYS

**4 - 6 square metres
1 - 4 square metres
One square metre and under
First display by a member
Most Meritorious Display under 2.5 square metres**

SHOW CLASSES

**Section A Cymbidium Hybrids
Cymbidiums – Standard Hybrid over 90 mm. (minimum 5 blooms open)
Class 1 Predominately Green
Class 2 Predominately Red
Class 3 Predominately Pink
Class 4 Predominately White
Class 5 Predominately Yellow
Class 6 Any Other Colour or Colour Combination
Cymbidium Hybrids – Majority over 60mm. to 90mm.
Class 7 Red, Brown or Wine Shades
Class 8 Yellow, Green, Gold
Class 9 White, Pink, Blush
Class 10 Any Other Colour or Colour Combination**

Cymbidium Hybrids –60mm and under

**Class 11 Red, Brown or Wine Shades
Class 12 Yellow, Green, Gold
Class 13 White, Pink, Blush
Class 14 Any Other Colour or Colour Combination**

Cymbidium Other

**Class 15 Pure Colour
Class 16 Species
Class 17 Pendulous
N Class 18 Seedling First Flowering (not a mericlone) Notifiable**

Section B Australian Native Orchids

**Class 19 Dendrobium kingianum
Class 20 Dendrobium Species (other than kingianum)
Class 21 Dendrobium Species (Rhizobium type)
Class 22 Dendrobium Hybrid
Class 23 Dendrobium Hybrid (Rhizobium type)
Class 24 Sarcochilus and Allied Species
Class 25 Sarcochilus and Allied Hybrid
Class 26 Terrestrial Species or Hybrid
Class 27 Other Species/Hybrid not Included in Classes 19 – 26**

Section C Laeliinae

Alliance: Cattleya, Brassovola, Laelia, Rhyncholalia or any combination of:-

**Class 28 Standard shape Hybrid over 100mm.
Class 29 Non standard shape Hybrid over 100mm.
Class 30 Standard/Non standard Hybrid 60 - 100mm
Class 31 Standard/Non standard under 60mm
Class 32 Other Species/Hybrids**

Section D Pleurothallidinae

**Class 33 Dracula Species or Hybrid (includes Dracuvallia or unregistered crossings)
Class 34 Masdevallia species under 40mm
Class 35 Masdevallia species 40 - 80mm
Class 36 Masdevallia species over 80mm
Class 37 Masdevallia Hybrid under 40mm
Class 38 Masdevallia Hybrid 40 - 80mm
Class 39 Masdevallia Hybrid over 80mm**

N Class 40 Other Pleurothallidiniæ Species or Hybrid - Notifiable

Section E Other Orchid Genera

Class 41 Oncidiinae Species

Class 42 Oncidiinae Hybrid over 60mm

Class 43 Oncidiinae Hybrid under 60mm

Class 44 Gomesa Species or Hybrid

Class 45 Coelogyne Species or Hybrid

Class 46 Paphiopedilum Species or Hybrid

Class 47 Dendrobium Species or Hybrid other than classes 19 - 23

Class 48 Phalaenopsis Species or Hybrid

Class 49 Pleione Species/Hybrid (single flower)

Class 50 Pleione Species/Hybrid (pot/pan)

Class 51 Other Orchid Species

Class 52 Other Orchid Hybrid

Section F Novice Growers

(Novice must not have won 3 First Prizes in Open Orchid Section of any one Spring Show)

Class 51 Cymbidium Hybrid over 90mm.

Class 52 Cymbidium Hybrid 90mm. and under

Class 53 Dendrobium kingianum

Class 54 Australian Native Species or Hybrid other than class 53

Class 55 Australian Native Species or Hybrid (Rhizobium type)

Class 56 Masdevallia or Dracula Species

Class 57 Masdevallia or Dracula Hybrid (includes Dracuvallia or unregistered crossing)

Class 58 Laeliiniæ Species or Hybrid

Class 59 Other Orchid Species

Class 60 Other Orchid Hybrid

Section G Non - Member

N Class 61 Any Orchid Notifiable

Section H Non – Orchidaceous

N Class 62 Best Pot Plant – Flowering or Foliage

N Class 63 Best Fern (must be nominated if included in a display) Notifiable

Section I Floral Art

(Floral Art must be staged by 10.30am on Thursday 21 September. Unless otherwise stipulated any accessories or greenery may be used. All live material must be in water or a water retentive medium but wilted material may be replaced with permission after judging)

Class 1 "Orchids and More" (How can you present orchids)

Class 2 "Orchids with material found in the bush"

Class 3 "A petite design" (over 10cm and under 21cm)

Class 4 "Celebrating the society's 70th. birthday"

Class 5 "A song title" (orchids are optional)

Class 6 Men only "Make me laugh"

SHOW RULES

All queries are to be directed to the Show Marshall or his deputy

1 Exhibitors must be Financial Members to be eligible to participate except in Non Members Class.

2 All entries are received on the basis the Tasmanian Orchid Society Inc. shall not be responsible

for any destruction, theft or damage incurred either in transit to and from or whilst at the show.

3 Exhibitors may be joint owners of plants in individual displays but such plants must be clearly identified.

4 Exhibitors **MAY NOT remove their plants BEFORE THE TERMINATION OF THE SHOW** without permission of the Show Marshall.

5 All plants must have been owned and grown by the exhibitor for not less than six (6) months. If proven otherwise plants will be disqualified. Such plants can still be used in a display but must be clearly marked **EXHIBITION ONLY**.

6 **Notifiable** entries. A list of (N) must be given to the Show Marshall by 8.00pm Wednesday 20 September.

7 All plants for the Community Stand must carry a Tas. Orchid Society entry card as well as owners name on the plant label. Entry cards available at the show.

8 In **ALL CLASSES** the judges decision is **FINAL** and if in the judges' opinion no exhibit warrants a prize, none will be given

9 Judges may create new classes subject to sufficient entries from at least 3 different exhibitors.

SHOW SET UP

A Plants may be staged after 10.30am on Wednesday 20 September.

B Ensure all plants are clean, tidily staked and watered beforehand.

C Plastic sheets must be placed under displays to protect the floor.

D Ferns, foliage plants and Anthuriums, but no flowering pot plants may be used in displays.